LockLite - Recessed

GORDON® ARCHITECTURAL+ENGINEERED SOLUTIONS

LED LIGHTING FOR SUPERVISED DETENTION ENVIRONMENTS

LockLite: LED Recessed Light fixtures designed to integrate with WinLok™ security ceiling systems. LockLite features recessed convertible ceiling mounts and are available 12" and 24" wide with lengths of 24" and 48".

FEATURES and BENEFITS:

- LockLite will not compromise the function of WinLok™ security ceiling systems.
- Tamper evident
- Contraband can not be concealed in the system.
- Full length concealed piano internal hinge
- Finish - TGIC polyester powder coat
- Ballast - UL listed class P
- Luminous Seal - polyurethane foam prevents light leaks from luminaire base.
- Listings - UL and CUL listed for damp locations. See ordering information for wet location applications.

Applications:

- Dayrooms, Cafeterias, Corridors, Recreation Areas

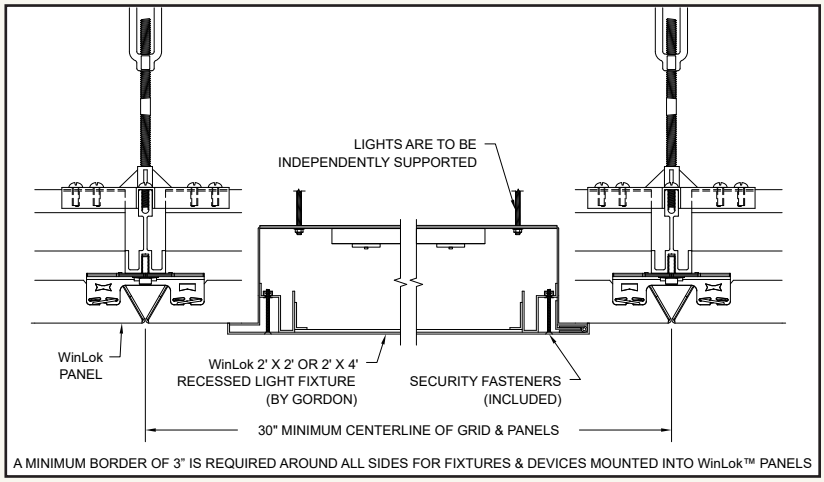

NEW: Ask about our Disinfection Technology that emits Narrow Spectrum Indigo Light

ORDERING INFORMATION

Model	Size	Ceiling Type	Door/Housing	Lamp Qty	Lamp Type	Driver/Ballast	Ballast Qty	Voltage	Lens (Inner/Outer)	Fasteners	Options
CLCR		FL/TR	/						/		

Nominal Size
A 12" x 24" C 24" x 24"
B 12" x 48" D 24" x 48"

Ceiling Type
FL/TR Flange/Threaded Rod

Door/Housing Material
0 14-GA CRS (Painted White)
1 16-GA CRS (Painted White)
2 18-GA CRS (Painted White)
3 14-GA SS (Painted White)
4 16-GA SS (Painted White)
B 18-GA SS (Painted White)
6* 14-GA SS (Brushed)
7* 16-GA SS (Brushed)
A* 18-GA SS (Brushed)

Lamp Quantity (n/a with LED)
1 One (12" wide only)
2 Two
3 Three
4 Four (24" wide only)

Lamp Type
2' Nominal Length (12" wide only)
25L35K 25 Watt 3500K LED
25L40K 25 Watt 4000K LED
25L50K 25 Watt 5000K LED
17 F17T8

Lamp Type
2' Nominal Length (24" wide only)
45L35K 45 Watt 3500K LED
45L40K 45 Watt 4000K LED
45L50K 45 Watt 5000K LED
67L35K 67 Watt 3500K LED
67L40K 67 Watt 4000K LED
67L50K 67 Watt 5000K LED
17 F17T8
4' Nominal Length
45L35K 45 Watt 3500K LED
45L40K 45 Watt 4000K LED
45L50K 45 Watt 5000K LED
67L35K 67 Watt 3500K LED
67L40K 67 Watt 4000K LED
67L50K 67 Watt 5000K LED
90L35K 90 Watt 3500K LED
90L40K 90 Watt 4000K LED
90L50K 90 Watt 5000K LED
32 F32T8

Driver/Ballast Type
DCC Dimming Constant Current Drive
IS Instant Start Electronic <10% THD
RS Rapid Start Electronic <10% THD
SB Specified Ballast

Ballast Quantity (n/a with LED)
1 One
2 Two

Voltage
DV 120-277 Volts
120 120 Volts
277 277 Volts
347 347 Volts

Lens (Inner/Outer)‡
SYM» Symmetric, Diffused DR Acrylic
0 No Lens
1 .125" Prismatic Acrylic
2 .125" Prismatic Polycarbonate
3 .125" Textured Polycarbonate
G[I] .125" Clear Polycarbonate
4 .156" Prismatic Polycarbonate
TG .156" Textured Tempered Glass
6 .187" Prismatic Polycarbonate
7[I] .187" Clear Polycarbonate
8[I] .187" Clear Tempered Glass
9[I] .250" Clear Polycarbonate
A[I] .250" Clear Tempered Glass
B[I] .375" Clear Polycarbonate
C[I] .375" Clear Tempered Glass
J[I] .500" Clear Polycarbonate
P[I] .500" Clear Tempered Glass

Fastener
1 Torx® Head w/ Center Pin
2 Allen Head w/ Center Pin

Options
DLN LED Night Light w/Light Level Control (100% - 20%; voltage specific selection required; n/a 347V)
LEL Integral 10W Emergency Battery Backup (4' only, 90L max; n/a 347V 0ºC min ambient)
LELST Integral 6W Self-Testing Emergency Battery Backup (4' only, 90L max; n/a 347V 0ºC min ambient)
EL· Standard Lumen EL Pack
FS Single Fuse & Holder
SEL· Specified EL Pack
SC Specified Ceiling

UV• Ultraviolet Filter
WL Wet Location Listed

*n/a as Housing Material
‡ Refer to lens specifications
• n/a with LED Lamp Type
» Can only be used with clear outer lens
[I] Must be paired with prismatic, textured or diffused lens when ordering LED lamps

DETAILS

PERFORMANCE

Model	Lamp Type	Initial Delivered Lumens @ 25°C	Efficacy (lm/W)	Input Power (W)	Drive Current (mA)	Estd. L_{70} LED Life (Hrs)
CLCR - A	25L35K	1,857	66	28	117	80,000
	25L40K	1,979	71	28	117	80,000
	25L50K	2,059	74	28	117	80,000
CLCR - B	45L35K	2,747	55	50	100	80,000
	45L40K	2,928	59	50	100	80,000
	45L50K	3,046	61	50	100	80,000
	67L35K	3,937	53	74	75	80,000
	67L40K	4,198	57	74	75	80,000
	67L50K	4,366	59	74	75	80,000
	90L35K	5,031	51	98	100	80,000
	90L40K	5,364	55	98	100	80,000
	90L50K	5,579	57	98	100	80,000

Photometry tested to the IESNA LM-79-08 standard by an ILAC/ISO17025 accredited laboratory.

Model: CLCR - A-vvv-w-x-25L40K-DCC-yyy-1/B-z

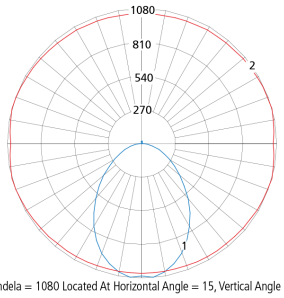

Maximum Candela = 1080 Located At Horizontal Angle = 15, Vertical Angle = 5

1 - Vertical Plane Through Horizontal Angles (15-195) (Through Max. Cd.)
2 - Horizontal Cone Through Vertical Angle (5) (Through Max. Cd.)

Model: CLCR - B-vvv-w-x-90L40K-DCC-yyy-SYM/B-z

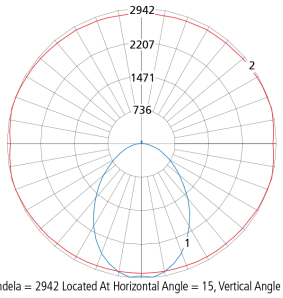

Maximum Candela = 2942 Located At Horizontal Angle = 15, Vertical Angle = 5

1 - Vertical Plane Through Horizontal Angles (15-195) (Through Max. Cd.)
2 - Horizontal Cone Through Vertical Angle (5) (Through Max. Cd.)

WinLok™ - Recess Mount

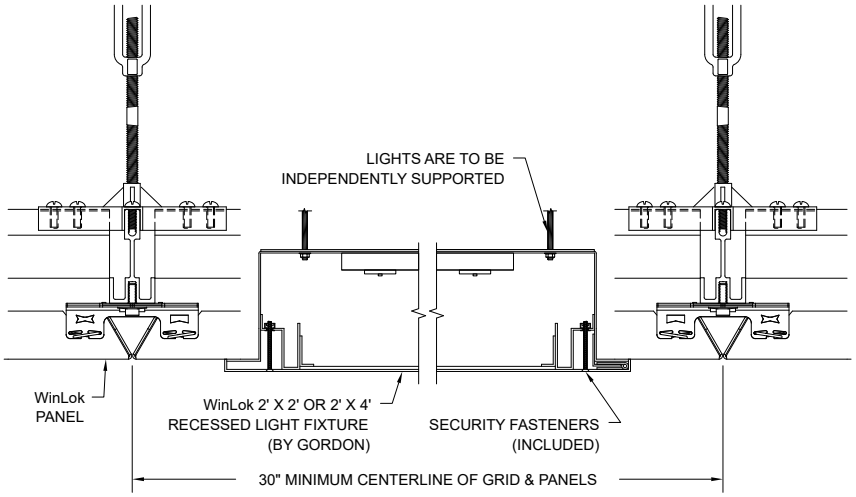

A MINIMUM BORDER OF 3" IS REQUIRED AROUND ALL SIDES FOR FIXTURES & DEVICES MOUNTED INTO WinLok™ PANELS

DETAILS

PERFORMANCE

Model	Lamp Type	Initial Delivered Lumens @ 25°C	Efficacy (lm/W)	Input Power (W)	Drive Current (mA)	Estd. L_{70} LED Life (Hrs)
CLCR - C	45L35K	3475	68	51	94	80,000
	45L40K	3705	73	51	94	80,000
	45L50K	3853	76	51	94	80,000
	67L35K	4930	67	74	66	80,000
	67L40K	5256	71	74	66	80,000
	67L50K	5466	74	74	66	80,000
CLCR - D	45L35K	3949	79	50	94	80,000
	45L40K	4210	84	50	94	80,000
	45L50K	4378	88	50	94	80,000
	67L35K	5660	77	74	66	80,000
	67L40K	6034	82	74	66	80,000
	67L50K	6275	85	74	66	80,000
	90L35K	7199	73	98	94	60,000
	90L40K	7675	78	98	94	60,000
	90L50K	7982	81	98	94	60,000

Displayed information is for selected luminaires only. Additional wattages and color temperatures are also available.
Visit www.kenall.com for additional information.

Model: CLCR -C- TG-1/1-45L40K-DCC-DV-Y/B-1

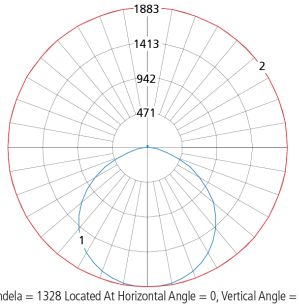

Maximum Candela = 1328 Located At Horizontal Angle = 0, Vertical Angle = 0

1 - Vertical Plane Through Horizontal Angles (0-180) (Through Max. Cd.)
2 - Horizontal Cone Through Vertical Angle (0) (Through Max. Cd.)

Model: CLCR -C- TG-1/1-67L40K-DCC-DV-Y/B-1

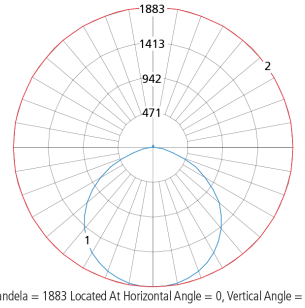

Maximum Candela = 1883 Located At Horizontal Angle = 0, Vertical Angle = 0

1 - Vertical Plane Through Horizontal Angles (0-180) (Through Max. Cd.)
2 - Horizontal Cone Through Vertical Angle (0) (Through Max. Cd.)

Model: CLCR -D- TG-1/1-67L40K-DCC-DV-Y/B-1

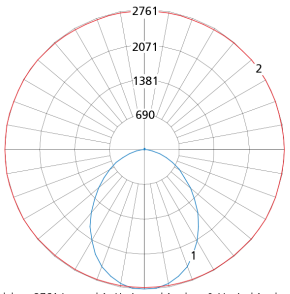

Maximum Candela = 2761 Located At Horizontal Angle = 0, Vertical Angle = 5

1 - Vertical Plane Through Horizontal Angles (0-180) (Through Max. Cd.)
2 - Horizontal Cone Through Vertical Angle (5) (Through Max. Cd.)

Model: CLCR -D- TG-1/1-90L40K-DCC-DV-Y/B-1

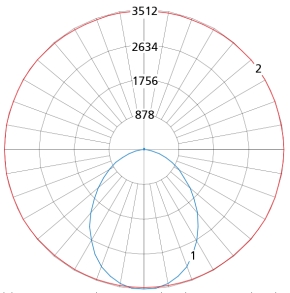

Maximum Candela = 3512 Located At Horizontal Angle = 0, Vertical Angle = 5

1 - Vertical Plane Through Horizontal Angles (0-180) (Through Max. Cd.)
2 - Horizontal Cone Through Vertical Angle (5) (Through Max. Cd.)

GORDON®
ARCHITECTURAL+ENGINEERED SOLUTIONS

5023 HAZEL JONES RD.
BOSSIER CITY, LA 71111
800.747.8954
GORDON-INC.COM
SALES@GORDON-INC.COM