LockLite - Surface

GORDON® ARCHITECTURAL+ENGINEERED SOLUTIONS

LED LIGHTING FOR SUPERVISED DETENTION ENVIRONMENTS

LockLite: LED Surface Mounted Light fixtures designed to integrate with WinLok™ security ceiling systems. LockLite fixtures are available 12" and 24" wide with lengths of 24" and 48".

FEATURES and BENEFITS:

- LockLite will not compromise the function of WinLok™ security ceiling systems.
- Tamper evident
- Contraband can not be concealed in the system.
- Full length concealed piano internal hinge
- Finish - TGIC polyester powder coat
- Ballast - UL listed class P
- Luminous Seal - polyurethane foam prevents light leaks from luminaire base.
- Listings - UL and CUL listed for damp locations. See ordering information for wet location applications.

Applications:

- Dayrooms, Cafeterias, Corridors, Recreation Areas

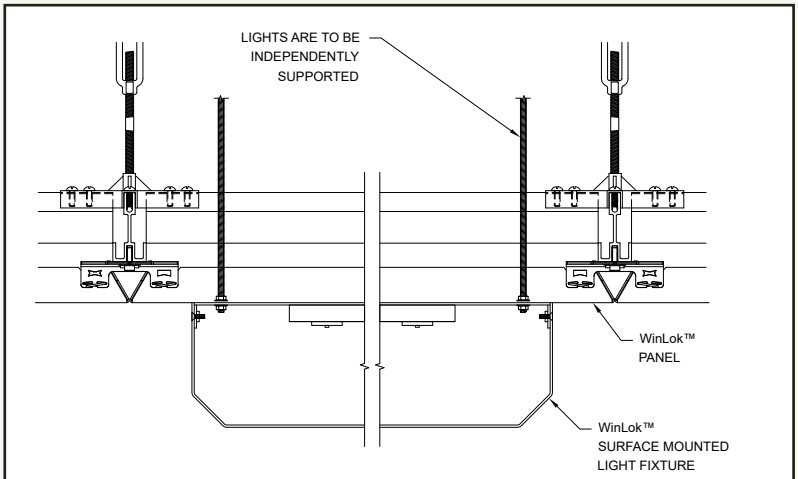

NEW: Ask about our Disinfection Technology that emits Narrow Spectrum Indigo Light

ORDERING INFORMATION

Model	Size	Housing/Base	Lamp Qty	Lamp Type	Driver/Ballast	Ballast Qty	Voltage	Lens (Inner/Outer)	Fasteners	Options
CLCS		/						/		

Nominal Size
A 12" x 24" **C** 24" x 24"
B 12" x 48" **D** 24" x 48"

Housing/Base Material
0 14-Ga CRS (Painted White)
1 16-Ga CRS (Painted White)
3 14-Ga SS (Painted White)
4 16-Ga SS (Painted White)
6* 14-Ga SS (Brushed)
7* 16-Ga SS (Brushed)
9 12-Ga CRS (Painted White)

Lamp Quantity (n/a with LED)
1 One (12" wide only)
2 Two
3 Three (24" wide only)
4 Four (24" wide only)

Lamp Type
2' Nominal Length
25L35K 45 Watt 3500K LED (82 CRI)
25L40K 45 Watt 4000K LED (82 CRI)
25L50K 45 Watt 5000K LED (82 CRI)
17 F17T87

4' Nominal Length
45L35K 45 Watt 3500K LED (82 CRI)
45L40K 45 Watt 4000K LED (82 CRI)
45L50K 45 Watt 5000K LED (82 CRI)
67L35K 67 Watt 3500K LED (82 CRI) - 24" wide only
67L40K 67 Watt 4000K LED (82 CRI) - 24" wide only
67L50K 67 Watt 5000K LED (82 CRI) - 24" wide only
90L35K 90 Watt 3500K LED (82 CRI) - 24" wide only
90L40K 90 Watt 4000K LED (82 CRI) - 24" wide only
90L50K 90 Watt 5000K LED (82 CRI) - 24" wide only
32 F32T8

Driver/Ballast Type
IS Instant Start Electronic <10% THD
RS Rapid Start Electronic <10% THD
SB Specified Ballast
DCC Dimming Constant Current Drive

Ballast Quantity (n/a with LED)
1 One
2 Two

Voltage
120 120 Volts
277 277 Volts
347 347 Volts
DV 120-277 Volts

Lens (Inner/Outer)‡
SYM▲ Symmetric, Diffused DR Acrylic
0 No Lens
1 .125" Prismatic Acrylic
2 .125" Prismatic Polycarbonate
3 .125" Textured Polycarbonate
G† .125" Clear Polycarbonate
4 .156" Prismatic Polycarbonate
TG .156" Textured Tempered Glass
6 .187" Prismatic Polycarbonate
7† .187" Clear Polycarbonate
8† .187" Clear Tempered Glass
9† .250" Clear Polycarbonate
A† .250" Clear Tempered Glass
B† .375" Clear Polycarbonate
C† .375" Clear Tempered Glass
J† .500" Clear Polycarbonate
P† .500" Clear Tempered Glass
N† .750" Clear Tempered Glass

Fastener
1 Torx® Head w/ Center Pin
2 Allen Head w/ Center Pin

Options
DLN LED Night Light w/Light Level Control (100% - 20%; voltage specific selection required; n/a 347V)
LEL Integral 10W Emergency Battery Backup (4' only, 90L max; n/a 347V 0°C min ambient)
LELST Integral 6W Self-Testing Emergency Battery Backup (4' only, 90L max; n/a 347V 0°C min ambient)
EL· Standard Lumen EL Pack
FS Single Fuse & Holder
SEL· Specified EL Pack
RGT Removable Gear Tray
SK Speaker Housing Extension
TN· PL Night Light - 5/7/9 Watt (Lamp supplied by other; 120/277V only
UV· Ultraviolet Filter

*n/a as Base Material
‡Refer to lens specifications
•n/a with LED
†Must be paired with prismatic, textured or diffused lens when ordering LED lamps
▲Can only be used with clear outer lens

DETAILS

PERFORMANCE

Model	Lamp Type	Initial Delivered Lumens @ 25°C	Efficacy (lm/W)	Input Power (W)	Drive Current (mA)	Estd. L_{70} LED Life (Hrs)
CLCS - A	25L35K	2,599	93	28	117	80,000
	25L40K	2,771	99	28	117	80,000
	25L50K	2,882	103	28	117	80,000
CLCS - B	45L35K	3,845	77	50	100	80,000
	45L40K	4,099	82	50	100	80,000
	45L50K	4,263	85	50	100	80,000

Photometry tested to the IESNA LM-79-08 standard by an ILAC/ISO17025 accredited laboratory.

Model: CLCS - A -w-x-25L40K-DCC-yyy-1/B-z

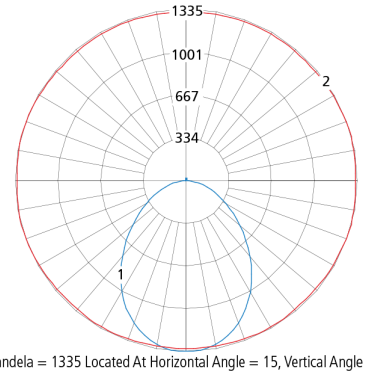

Maximum Candela = 1335 Located At Horizontal Angle = 15, Vertical Angle = 5

1 - Vertical Plane Through Horizontal Angles (15-195) (Through Max. Cd.)
2 - Horizontal Cone Through Vertical Angle (5) (Through Max. Cd.)

Model: CLCS - B -w-x-45L40K-DCC-yyy-SYM/B-z

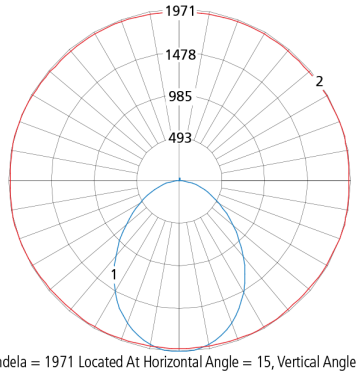

Maximum Candela = 1971 Located At Horizontal Angle = 15, Vertical Angle = 5

1 - Vertical Plane Through Horizontal Angles (15-195) (Through Max. Cd.)
2 - Horizontal Cone Through Vertical Angle (5) (Through Max. Cd.)

WinLok™ - Surface Mount

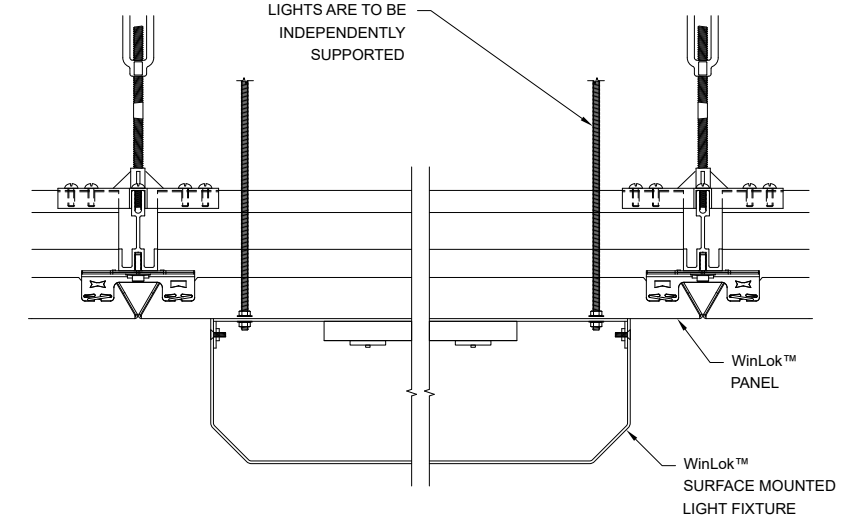

A MINIMUM BORDER OF 3" IS REQUIRED AROUND ALL SIDES FOR FIXTURES & DEVICES MOUNTED INTO WinLok™ PANELS

DETAILS

PERFORMANCE

Model	Lamp Type	Initial Delivered Lumens @ 25°C	Efficacy (lm/W)	Input Power (W)	Drive Current (mA)	Estd. L_{70} LED Life (Hrs)
CLCS - C	25L35K	2,888	103	28	117	80,000
	25L40K	3,079	110	28	117	80,000
	25L50K	3,202	114	28	117	80,000
CLCS - D	45L35K	4,271	87	49	100	80,000
	45L40K	4,554	93	49	100	80,000
	45L50K	4,736	97	49	100	80,000
	67L35K	6,503	88	74	75	80,000
	67L40K	6,830	92	74	75	80,000
	67L50K	7,103	96	74	75	80,000
	90L35K	8,542	86	99	100	80,000
	90L40K	9,107	92	99	100	80,000
	90L50K	9,471	96	99	100	80,000

Photometry tested to the IESNA LM-79-08 standard by an ILAC/ISO17025 accredited laboratory.
For additional photometric data, please go to www.kenall.com.

Model: CLCS - C-w-x-25L40K-DCC-yyy-1/B-z

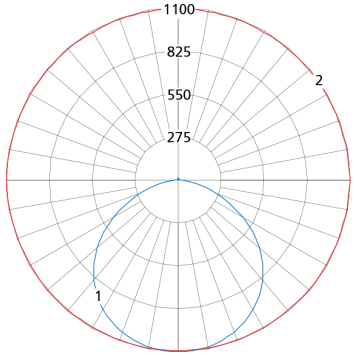

Maximum Candela = 1100 Located At Horizontal Angle = 0, Vertical Angle = 5

1 - Vertical Plane Through Horizontal Angles (0-180) (Through Max. Cd.)
2 - Horizontal Cone Through Vertical Angle (5) (Through Max. Cd.)

Model: CLCS - D-w-x-90L40K-DCC-yyy-SYM/B-z

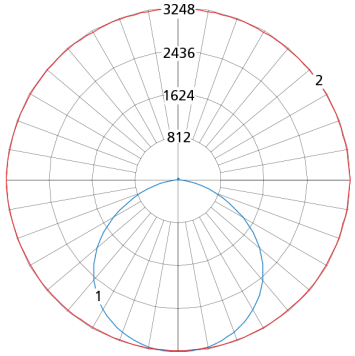

Maximum Candela = 3248 Located At Horizontal Angle = 0, Vertical Angle = 5

1 - Vertical Plane Through Horizontal Angles (0-180) (Through Max. Cd.)
2 - Horizontal Cone Through Vertical Angle (5) (Through Max. Cd.)

GORDON®
ARCHITECTURAL+ENGINEERED SOLUTIONS

5023 HAZEL JONES RD.
BOSSIER CITY, LA 71111
800.747.8954
GORDON-INC.COM
SALES@GORDON-INC.COM